
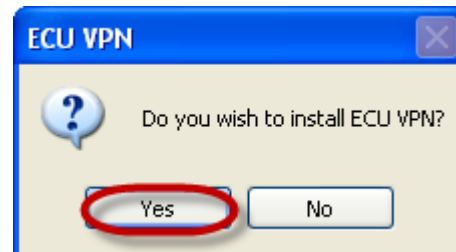


## PPTP VPN Instructions for Windows Vista

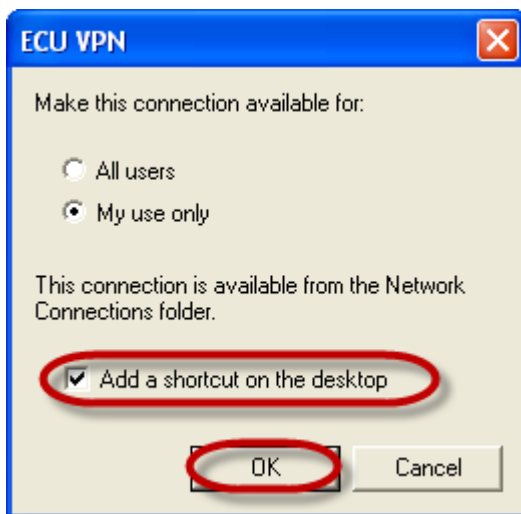
1. → Open the **ECU\_PPTP\_VPN\_Vista** installation file by clicking [here](#).



2. → Click **Yes**



3. → Tick **Add a shortcut on the desktop**  
→ Click **OK**



4. → Enter your **User name** and **password** into the appropriate fields.  
→ Leave Logon domain blank.  
→ Click **Connect**

