
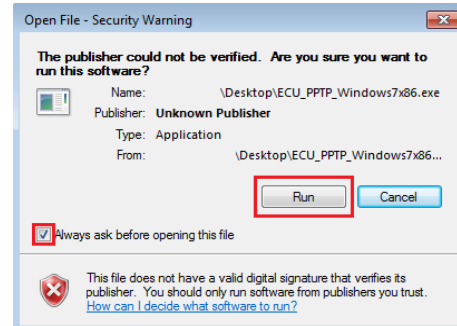


## PPTP VPN Instructions for Windows 7

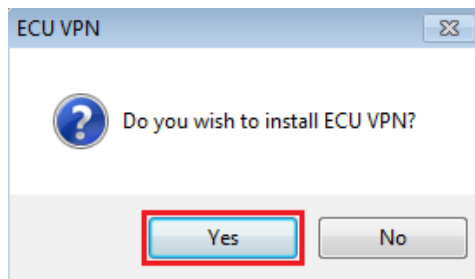
1. → Open the **ECU\_PPTP\_VPN\_W7** installation file by clicking [here](#).



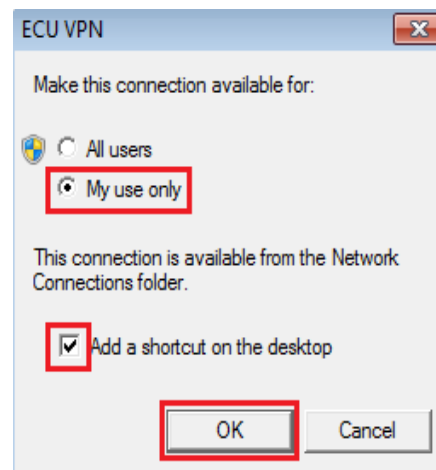
2. → Click **Run**



3. → Click **Yes**



4. → Tick **Add a shortcut on the desktop**  
→ Click **OK**



4. → Enter your **User name** and **password** into the appropriate fields.  
→ Leave Logon domain blank.  
→ Click **Connect**

