

How to find Journal Articles

[Searching for a Journal Article](#)

[ECU WorldSearch](#)

[Google Scholar](#)

[A-Z Databases](#)

[ECU WorldSearch – Journal Search](#)

[Finding a known Journal Article](#)

Searching for a Journal Article

There are various ways to find to find Journal Articles. By using one of the following ways you will be able to locate, print, save or email the Journal Articles or citations you find.

FULL TEXT option - select this to view the 'Full Text' article online.

PEER REVIEWED option – select this for peer reviewed journal articles

Begin your search with ECU WORLDSEARCH


ECU WorldSearch

ECU WorldSearch will search across an extensive list of databases in various subject areas. Navigate your way through ECU WorldSearch by using the menu on the left, working your way from the top down selecting various options.

1. Type in your search terms into the search field on the ECU Library Homepage

ECU Worldsearch

Search for books, eBooks, journals, eJournals and audio-visual materials below.

"global warming" 

[Search help](#) [Advanced search](#) [A-Z Databases](#) [My Account](#)

2. Sort the result list by selecting/browsing the various filters available on the left under:
Refine This Search –Library, Content, Format, Year, Topic, Peer Reviewed etc.

The screenshot shows the ECU Library Services search results for the query "global warming". The search bar at the top contains "global warming" and shows 26,589 results. The left sidebar includes filters for "Current Search" (Peer Reviewed, Edith Cowan University, Article, 2016 through 2020) and "Refine This Search" (Sort by Library, Group related editions, Expand search with related terms, Held By Library, Format, Content Type). The main results area displays three articles:

- Global warming is real** by Nestasi J. Article 2018 | Peer-reviewed | No other editions or formats. Journal: Architectural Design v88 n1 (2018 01 01): 40-47. Held by Edith Cowan University. View full text.
- Global warming: Clouds cooled the Earth** by Maunisen T. Article 2016 | Peer-reviewed | No other editions or formats. Journal: Nature Geoscience v9 n12 (2016 12 01): 865-867. Held by Edith Cowan University. View full text.
- Global warming threatens human thermoregulation and survival** by Rexford S. Ahima. Article 2020 | Peer-reviewed | No other editions or formats. Journal: Journal of clinical investigation 130, no. 2, (2020): 559-559. Held by Edith Cowan University. View full text.

Each article record includes a "View full text" button and a row of action buttons: Cite, Link, Email, and Save.

- Once the search has been refined, browse the result list
- Articles can be viewed by clicking **View full text**


View full text

- Another option it to Click on the Title of the article. If the article does not open initially, then click on the PDF. From here you can Print or Save the PDF
- Journal articles can be saved to the MY ITEMS folder by clicking on the Star/SAVE next to the title.
- Then, select MY ITEMS folder at the top right of the screen for a list of saved journal articles as a citation list. From here you can email, print or export the Saved My Items list.




- Select the **Cite** option in the item record to retrieve the reference citation. **Make sure to proofread any citations that are copied into your work for any formatting mistakes.**

Google Scholar



Set the Preferences in Google Scholar to link with the ECU Journal Databases. This will allow you to search the web and the ECU database in the one search.

1. Go to Google on the web > Search "Google Scholar" > select Google Scholar > select the Menu icon > Click on Settings > Click on Library Links > Type in Edith Cowan University > Click on Search > Then Save > Links to Edith Cowan University are now set on the computer
2. You can now search within Google Scholar as normal and it will also locate journal articles from the ECU databases which you can link to by clicking on the **Find It @ECU** hyperlink 
3. This will link to ECU WorldSearch and bring up the article availability
4. Connect to the article by selecting the **View Full Text** option
5. Select PDF option if required.

A-Z Databases

The Database listing contains the individual subject databases. Choose one of these to tailor a more precise search.

1. Click on **A-Z Databases** on the Library Homepage
2. Select the **All Subject** drop-down and scroll to find a subject, ie when selecting Education this will show a list of all relevant Education databases
3. **OR** Select a database from the list by the name of the database, eg select 'C' to find the database CINHAL Plus with Full Text (a medical database), etc.

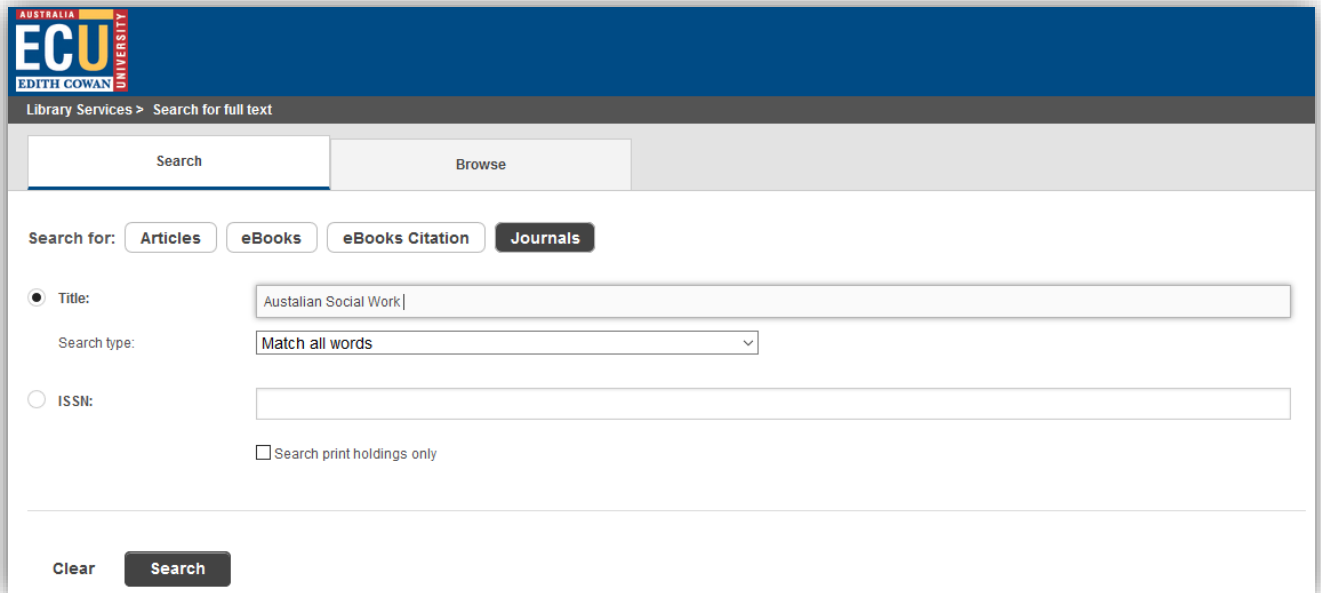
The screenshot displays the 'A-Z Databases' search interface. At the top, there are three dropdown menus: 'All Subjects', 'All Database Types', and 'All Vendors / Providers', followed by a search bar with a 'Go' button. Below the navigation bar is a yellow alphabet bar with letters A-Z and a hash symbol. The main content area shows '299 Databases found' under the letter 'A'. Three database cards are visible: 'A+ Education', 'ABI/INFORM Collection', and 'Academic Writer'. A right-hand sidebar titled 'Popular Databases' lists 'Australian Indigenous HealthInfoNet', 'Informit EduTV', and 'ScienceDirect Journals & Books'.

4. Once in the database - select the FULL TEXT, PEER REVIEWED and/or SCHOLARLY JOURNAL refinement options if required
5. There may be more filter options available depending on the database; view the initial search screen to choose these eg Research Article, Date Range
6. Enter a search term into the search field (use single terms) and click search
7. Check on the number of results returned; if too many, refine the search further using the filters
8. Enter more search terms into the fields, add more fields if required, click search
9. Use the search operators AND, OR, NOT eg elderly AND dementia
10. To view the Journal Article, click on the PDF or the Title of the article or FindIt@ECU option
11. Select print, save or email option depending on the database
12. Export the citation to Endnote if the database supports this action

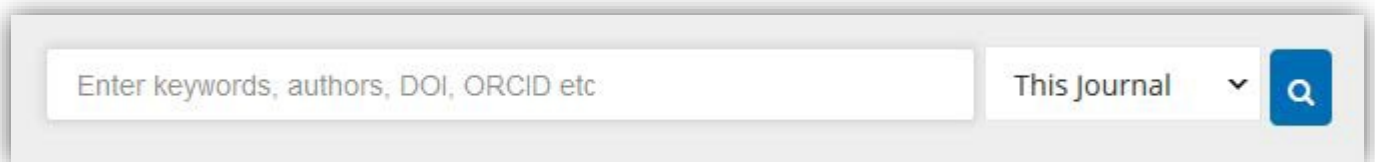
ECU WorldSearch – Journal Search

Select JOURNAL SEARCH by Title using ECU WorldSearch on the Library Homepage to find a specific journal. This option will narrow the search to one Journal Title only - this will be a more specific search, eg Children’s Health Care, Australian Social Work, or Journal of Psychology. When choosing this option, you will need to know the name of the journal. The lists may be available in your unit outlines.

1. Click on the Library Homepage, select **Search Help**
1. Click on **Journal articles by title** link
2. Type in the name of the journal and click search



3. Select the journal from the result list.
4. From the Journal Record select the journal database with the best date range or coverage to suit the search, click on the TITLE hyperlink



5. Once in the journal, select the option – SEARCH WITHIN THIS PUBLICATION or THIS JOURNAL
6. Use the search fields to enter the search terms
7. Select the FULL TEXT option if available
8. Refine the search with more terms
9. To view the Journal Article, click on the Title or PDF or FindIt@ECU option
10. Select print, save or email option depending on the database
11. Export the citation to Endnote if the database supports this action



Finding a known Journal Article

2. Go to the Library Homepage, select **Search Help**
3. Click on **Journal articles by title** link
4. Type in the name of the journal title NOT the article title

The screenshot shows the ECU Library search interface. At the top left is the ECU logo (Australia Edith Cowan University). Below it, the text 'Library Services > Search for full text' is visible. There are two tabs: 'Search' (active) and 'Browse'. Under 'Search for:', there are four buttons: 'Articles', 'eBooks', 'eBooks Citation', and 'Journals' (selected). The 'Title:' field contains 'Australian Nursing Journal'. The 'Search type:' dropdown is set to 'Match all words'. There is an empty 'ISSN:' field and a checkbox for 'Search print holdings only' which is unchecked. At the bottom left is a 'Clear' link and a 'Search' button.

5. Select the journal option with the date that corresponds to the article's year of publication

The screenshot shows the search results for 'Australian Nursing Journal'. The title is 'Australian Nursing Journal' and it is identified as an 'eJournal, eMagazine' with ISSN:1320-3185. Below this, there is a section titled 'Full text availability for this item' with a download icon. There are three entries, each starting with 'Full Text Available':

Journal: Australian Nursing Journal
Collection: CINAHL Plus with Full Text
Coverage: 1993-07-01~2013-08-01

Journal: Australian Nursing Journal
Collection: Health Collection
Coverage: 2001-02~2008-05; volume:8;issue:7~volume:15;issue:10

Journal: Australian Nursing Journal
Collection: APAFT Australian Public Affairs Full Text
Coverage: 2008-06~2013-08; volume:15;issue:11~volume:21;issue:2

6. In the database locate the year of publication for the article
7. Next locate the volume and issue number
8. Find the name of the article title and/or page numbers
9. Open the PDF and save